

DISCUS



DISCUS

The classic flat Discus base provides a non-intrusive place for the eye (and foot) to rest. Perfect for dining facilities or meeting rooms, Discus adds a timeless, elegant look to your space. Discus tables have 6 adjustable glides.

Pedestal Specifications:

Finishes: Available in 40+ standard powder coat finishes. Chrome plated finishes are offered at an additional charge. Our unique mechanical construction enables a flawless seam when mixing column finishes with any base finish. Custom finishes available. Please contact Customer Service for quotation.

Glides and Casters: All Discus bases come with 6 adjustable 1" diameter stainless steel glides. CASTERS NOT AVAILABLE.

Pedestal Specifications

Flat-shaped base features 18 gauge spun steel with a specially designed weight for maximum stability. 3" and 4" columns are 16 gauge. All columns are welded flash controlled steel tubing square cut to insure levelness. Cast iron spiders are machined for column recess and bolted with 1/2"-13 steel threaded rod.

Discus Table Options

There are several options available on Discus including:

- Flip Top
- Center Mount Electrical Column
- Floor Access Electrical Column
- Special Height

DISCUS BASE SPECIFICATIONS



<u>Smart Code</u>	<u>Base Size</u>	<u>Column Diameter</u>	<u>Top Capacity</u>
DSX-18X	18"	3"	24" SQ & RND
DSX-22X	22"	3"	30" SQ & 36" RND
DSX-28X	28"	4"	42" SQ & 60" RND








DISCUS TABLES - (LAMINATE - PVC EDGE)



Edge Choice: PVC & T-Mold				Laminate Upgrades		Light Weight	OPTIONS								
T-15		L-21		P-14	PK-2	Laminate Upgrade I	Laminate Upgrade II	Light Weight (PVC only - 1" top)	FLIP-TOP	POWDERCOAT UPGRADE	CHROME	CENTER MOUNT ELEC.	FLOOR ACCESS ELEC. COLUMN	SPECIAL HEIGHT	
P-10 (self)		P-12		PK-4	ADD										ADD
L-15					L-23										
SQUARE (SQR)															
DSX	24x24		\$900	\$945	\$990	\$67	\$180	\$157	\$112	\$134	\$271	\$338	\$541	\$80	
DSX	30x30		\$1,052	\$1,105	\$1,157	\$79	\$210	\$184	\$112	\$134	\$271	\$338	\$541	\$80	
DSX	36x36		\$1,350	\$1,418	\$1,485	\$101	\$270	\$236	\$112	\$134	\$271	\$338	\$541	\$80	
DSX	42x42		\$1,457	\$1,530	\$1,603	\$109	\$291	\$255	\$112	\$134	\$271	\$338	\$541	\$80	
DSX	48x48		\$1,574	\$1,652	\$1,731	\$118	\$315	\$275	N/A	\$134	\$271	N/A	\$541	\$80	
ROUND (RND)															
DSX	24		\$931	\$977	\$1,024	\$70	\$186	\$163	\$112	\$134	\$271	\$338	\$541	\$80	
DSX	30		\$1,079	\$1,133	\$1,187	\$81	\$216	\$189	\$112	\$134	\$271	\$338	\$541	\$80	
DSX	36		\$1,169	\$1,227	\$1,286	\$88	\$234	\$205	\$112	\$134	\$271	\$338	\$541	\$80	
DSX	42		\$1,478	\$1,551	\$1,625	\$111	\$296	\$259	\$112	\$134	\$271	\$338	\$541	\$80	
DSX	48		\$1,595	\$1,675	\$1,754	\$120	\$319	\$279	\$112	\$134	\$271	\$338	\$541	\$80	
DSX	54		\$1,726	\$1,812	\$1,899	\$129	\$345	\$302	N/A	\$134	\$271	N/A	N/A	\$80	
DSX	60		\$1,899	\$1,994	\$2,089	\$142	\$380	\$332	N/A	\$134	\$271	N/A	N/A	\$80	
RECTANGLE (REC)															
DSX2	24x60 (2 bases)		\$1,705	\$1,790	\$1,875	\$128	\$341	\$298	N/A	\$268	\$542	N/A	N/A	\$161	
DSX2	24x72 (2 bases)		\$1,777	\$1,866	\$1,955	\$133	\$355	\$311	N/A	\$268	\$542	N/A	N/A	\$161	
DSX2	30x60 (2 bases)		\$1,930	\$2,026	\$2,123	\$145	\$386	\$338	N/A	\$268	\$542	N/A	N/A	\$161	
DSX2	30x72 (2 bases)		\$1,939	\$2,036	\$2,133	\$145	\$388	\$339	N/A	\$268	\$542	N/A	N/A	\$161	
DSX2	36x48 (2 bases)		\$2,319	\$2,434	\$2,550	\$174	\$464	\$406	N/A	\$268	\$542	N/A	N/A	\$161	
DSX2	36x60 (2 bases)		\$2,418	\$2,539	\$2,660	\$181	\$484	\$423	N/A	\$268	\$542	N/A	N/A	\$161	
DSX2	36x72 (2 bases)		\$2,518	\$2,644	\$2,770	\$189	\$504	\$441	N/A	\$268	\$542	N/A	N/A	\$161	

DISCUS TABLES - (LAMINATE - WOOD EDGE)



	Edge Choice: Wood (Red Oak & Maple)			Wood Upgrade	OPTIONS					
	W-12	W-23	W-19	Upgrade: Walnut / Mahogany / Cherry	FLIP-TOP	POWDERCOAT UPGRADE	CHROME	CENTER MOUNT ELEC. COLUMN	FLOOR ACCESS ELEC. COLUMN	SPECIAL HEIGHT
										
				ADD	ADD	ADD	ADD	ADD	ADD	ADD
										
SQUARE (SQR)										
DSX 24x24	\$1,349	\$1,574	\$1,799	15%	\$112	\$134	\$271	\$338	\$541	\$80
DSX 30x30	\$1,578	\$1,841	\$2,104	15%	\$112	\$134	\$271	\$338	\$541	\$80
DSX 36x36	\$2,025	\$2,363	\$2,701	15%	\$112	\$134	\$271	\$338	\$541	\$80
DSX 42x42	\$2,732	\$3,278	\$3,643	15%	\$112	\$134	\$271	\$338	\$541	\$80
DSX 48x48	\$3,278	\$3,934	\$4,371	15%	N/A	\$134	\$271	N/A	\$541	\$80
ROUND (RND)										
DSX 24	\$1,396	\$1,628	\$1,861	15%	\$112	\$134	\$271	\$338	\$541	\$80
DSX 30	\$1,619	\$1,889	\$2,159	15%	\$112	\$134	\$271	\$338	\$541	\$80
DSX 36	\$1,753	\$2,045	\$2,338	15%	\$112	\$134	\$271	\$338	\$541	\$80
DSX 42	\$2,770	\$3,325	\$3,694	15%	\$112	\$134	\$271	\$338	\$541	\$80
DSX 48	\$2,990	\$3,588	\$3,987	15%	\$112	\$134	\$271	\$338	\$541	\$80
DSX 54	\$3,236	\$3,884	\$4,315	15%	N/A	\$134	\$271	N/A	N/A	\$80
DSX 60	\$3,560	\$4,272	\$4,747	15%	N/A	\$134	\$271	N/A	N/A	\$80
RECTANGLE (REC)										
DSX2 24x60 (2 bases)	\$2,231	\$2,610	\$3,012	15%	N/A	\$268	\$542	N/A	N/A	\$161
DSX2 24x72 (2 bases)	\$2,375	\$2,778	\$3,206	15%	N/A	\$268	\$542	N/A	N/A	\$161
DSX2 30x60 (2 bases)	\$2,533	\$2,964	\$3,420	15%	N/A	\$268	\$542	N/A	N/A	\$161
DSX2 30x72 (2 bases)	\$2,552	\$2,986	\$3,445	15%	N/A	\$268	\$542	N/A	N/A	\$161
DSX2 36x48 (2 bases)	\$2,900	\$3,393	\$3,915	15%	N/A	\$268	\$542	N/A	N/A	\$161
DSX2 36x60 (2 bases)	\$3,100	\$3,627	\$4,185	15%	N/A	\$268	\$542	N/A	N/A	\$161
DSX2 36x72 (2 bases)	\$3,300	\$3,860	\$4,454	15%	N/A	\$268	\$542	N/A	N/A	\$161

DISCUS TABLES - (VENEER)



Edge Choice: Wood (Red Oak & Maple)				Wood Upgrade	OPTIONS						
V-12	V-23	V-19		Upgrade: Walnut / Mahogany / Cherry	FLIP-TOP	POWDERCOAT UPGRADE	CHROME	CENTER MOUNT ELEC. COLUMN	FLOOR ACCESS ELEC. COLUMN	SPECIAL HEIGHT	
	V-18	V-17		ADD	ADD	ADD	ADD	ADD	ADD	ADD	
	V-16	V-32									
SQUARE (SQR)											
DSX 24x24	\$1,392	\$1,531	\$1,601	15%	\$112	\$134	\$271	\$338	\$541	\$80	
DSX 30x30	\$1,849	\$2,034	\$2,126	15%	\$112	\$134	\$271	\$338	\$541	\$80	
DSX 36x36	\$2,552	\$2,807	\$2,934	15%	\$112	\$134	\$271	\$338	\$541	\$80	
DSX 42x42	\$3,096	\$3,405	\$3,560	15%	\$112	\$134	\$271	\$338	\$541	\$80	
DSX 48x48	\$3,715	\$4,086	\$4,272	15%	N/A	\$134	\$271	N/A	\$541	\$80	
ROUND (RND)											
DSX 24	\$1,515	\$1,666	\$1,742	15%	\$112	\$134	\$271	\$338	\$541	\$80	
DSX 30	\$2,051	\$2,256	\$2,358	15%	\$112	\$134	\$271	\$338	\$541	\$80	
DSX 36	\$2,603	\$2,864	\$2,994	15%	\$112	\$134	\$271	\$338	\$541	\$80	
DSX 42	\$3,508	\$3,859	\$4,034	15%	\$112	\$134	\$271	\$338	\$541	\$80	
DSX 48	\$4,263	\$4,689	\$4,902	15%	\$112	\$134	\$271	\$338	\$541	\$80	
DSX 54	\$5,123	\$5,635	\$5,891	15%	N/A	\$134	\$271	N/A	N/A	\$80	
DSX 60	\$6,147	\$6,762	\$7,069	15%	N/A	\$134	\$271	N/A	N/A	\$80	
RECTANGLE (REC)											
DSX2 24x60 (2 bases)	\$2,598	\$2,858	\$2,988	15%	N/A	\$268	\$542	N/A	N/A	\$161	
DSX2 24x72 (2 bases)	\$2,883	\$3,171	\$3,316	15%	N/A	\$268	\$542	N/A	N/A	\$161	
DSX2 30x60 (2 bases)	\$3,074	\$3,381	\$3,535	15%	N/A	\$268	\$542	N/A	N/A	\$161	
DSX2 30x72 (2 bases)	\$3,425	\$3,767	\$3,939	15%	N/A	\$268	\$542	N/A	N/A	\$161	
DSX2 36x48 (2 bases)	\$3,419	\$3,761	\$3,932	15%	N/A	\$268	\$542	N/A	N/A	\$161	
DSX2 36x60 (2 bases)	\$3,836	\$4,219	\$4,411	15%	N/A	\$268	\$542	N/A	N/A	\$161	
DSX2 36x72 (2 bases)	\$4,253	\$4,678	\$4,890	15%	N/A	\$268	\$542	N/A	N/A	\$161	