

# SENSE



## SENSE - QUICK SHIP PROGRAM

Berco's Quick Ship Program is designed to meet the requirements of an "immediate demand" table. Berco utilizes its Sense tables for the Quick Ship program.

### Table Pedestal Specifications

Finish: Available in black wrinkle powder coat finish.

Glides and Casters: All tables are equipped with 1" diameter stainless steel, rubber cushioned glides with 1" long stem secured with full threaded rivets to maintain stability. Optional casters available at an additional charge.

### Stationary Table Pedestals

Constructed of 2" 14 gauge, steel tubing with welded end caps. Factory welded .2" thick, 6" x 8" steel mounting plate. The column and base are welded together at the factory. End bases are shipped assembled, cross bases require simple assembly.

### Quick Ship Program Details

- Tables ship within 15 working days of order confirmation.
- Up to 30 tables shipped to any single shipping address.

### Quick Ship Laminate Choices:

- Graphite Nebula 4623-60
- Grey Nebula 4622-60
- Wild Cherry 7054-60
- Designer White D354-60
- Desert Zephyr 4841-60

### Quick Ship Edge Choices (3mm PVC only):

- E02 Raincloud
- E06 Graphite
- E10 Ebony
- E11 Snow
- E13 Wild Cherry

### Quick Ship Base Color:

- T05 Black Wrinkle

### Quick Ship Table Sizes:

- Square: 36"x36" / 42"x42"
- Round: 36" / 42"
- Rectangle: 24"x48" / 24"x60" / 24"x72" / 30"x48" / 30"x60" / 30"x72" / 36"x48" / 36"x60" / 36"x72"

**SENSE QUICK SHIP TABLES**



TOP: LAMINATE		
PVC EDGE	OPTIONS	
TABLE	DELUXE CASTERS (BLK)	
	<b>ADD</b>	
<b>SQUARE (SQR)</b>		
QS-SNX 36x36	\$709	\$163
QS-SNX 42x42	\$871	\$163
<b>ROUND (RND)</b>		
QS-SNX 36	\$731	\$163
QS-SNX 42	\$829	\$163
<b>RECTANGLE (REC)</b>		
QS-SN1 24x48	\$695	\$163
QS-SN1 24x60	\$767	\$163
QS-SN1 24x72	\$839	\$163
QS-SN1 30x48	\$842	\$163
QS-SN1 30x60	\$928	\$163
QS-SN1 30x72	\$938	\$163
QS-SN1 36x48	\$906	\$163
QS-SN1 36x60	\$1,006	\$163
QS-SN1 36x72	\$1,106	\$163

**Laminate Color Options**

Graphite Nebula 4623-60  
Grey Nebula 4622-60  
Wild Cherry 7054-60  
Designer White D354-60  
Desert Zephyr 4841-60

**Edge Choices (3MM PVC)**

E02 Raincloud  
E06 Graphite  
E10 Ebony  
E11 Snow  
E13 Wild Cherry

**Base Color**

T05 Black Wrinkle

**Program Details**

Tables ship within 15 working days of order confirmation.  
Up to 30 tables shipped to any single shipping address.

## SENSE

Sense tables are designed to meet the opportunities where a "bid to win" product is needed. Its simple look, limited options and colors, and rugged construction, make it the perfect choice when basic tables are required.

### Table Pedestal Specifications

Finishes: Available in 5 standard wrinkle powder coat finishes.

Glides and Casters: All tables are equipped with 1" diameter stainless steel, rubber cushioned glides with 1" long stem secured with full threaded rivets to maintain stability. Optional styles of glides and casters available at an additional charge.

### Stationary Table Pedestals

Constructed of 2" 14 gauge, steel tubing with welded end caps. Factory welded .2" thick, 6" x 8" steel mounting plate. The column and base are welded together at the factory. End bases are shipped assembled, cross bases require simple assembly.

### Sense Folding Table Leg Specifications

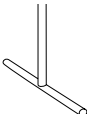
Our patented spring loaded folding mechanism is fully riveted to a steel mounting plate. Vinyl bumpers are integrated into the mechanism allowing for a non-marring, 3-1/2" stacking height. Equipped with molded release handle and integral catch that holds leg in folded position. Folding legs are constructed of welded, rolled steel tubing with MIG welded end caps, polished for seamless appearance.

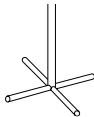
### Sense Table Options

There are several options available on Sense including:

- Nesting
- Folding
- Flip Top
- Special Height

## SENSE BASE SPECIFICATIONS










<u>End Base</u>	<u>Smart Code</u>	<u>Base Size</u>	<u>Column Diameter</u>	<u>Top Capacity</u>
	SN1-16EB	16"	2"	18"x96"
	SN1-20EB	20"	2"	24"x96"
	SN1-26EB	26"	2"	36"x96"

<u>Cross Base</u>	<u>Smart Code</u>	<u>Base Size</u>	<u>Column Diameter</u>	<u>Top Capacity</u>
	SNX-22	22"	3"	24" SQ & RND
	SNX-26	26"	3"	30" SQ & RND
	SNX-32	32"	3"	36" SQ & 42" RND
	SNX-38	38"	4"	42" SQ & 60" RND

**SENSE TABLES - (LAMINATE - PVC EDGE)**

*Limited Base Finish Options - Textured Only*












	Edge Choices: PVC & T-Mold				Laminate Upgrades		Light Weight	OPTIONS						
	 T-15  L-21  P-10 (self)  P-12  L-15	 P-14  PK-2  PK-4  L-23	Laminate Upgrade I	Laminate Upgrade II	Light Weight (PVC only - 1" top)	NESTING	FOLDING	FLIP TOP	DELUXE CASTERS (BLK)	EQUALIZER GLIDES	UPGRADE FINISH (5 TABLES MIN.)	SPECIAL HEIGHT		
			ADD	ADD	ADD								ADD	ADD
<b>SQUARE (SQR)</b>														
SNX 24x24	\$538	\$565	\$592	\$40	\$108	\$94	N/A	N/A	\$112	\$163	\$61	\$102	\$80	
SNX 30x30	\$618	\$649	\$679	\$46	\$124	\$108	N/A	N/A	\$112	\$163	\$61	\$102	\$80	
SNX 36x36	\$709	\$744	\$779	\$53	\$142	\$124	N/A	N/A	\$112	\$163	\$61	\$102	\$80	
SNX 42x42	\$871	\$914	\$958	\$65	\$174	\$152	N/A	N/A	\$112	\$163	\$61	\$102	\$80	
SNX 48x48	\$986	\$1,035	\$1,084	\$74	\$197	\$172	N/A	N/A	N/A	\$163	\$61	\$102	\$80	
<b>ROUND (RND)</b>														
SNX 24	\$567	\$596	\$624	\$43	\$113	\$99	N/A	N/A	\$112	\$163	\$61	\$102	\$80	
SNX 30	\$644	\$676	\$708	\$48	\$129	\$113	N/A	N/A	\$112	\$163	\$61	\$102	\$80	
SNX 36	\$731	\$768	\$804	\$55	\$146	\$128	N/A	N/A	\$112	\$163	\$61	\$102	\$80	
SNX 42	\$829	\$871	\$912	\$62	\$166	\$145	N/A	N/A	\$112	\$163	\$61	\$102	\$80	
SNX 48	\$1,002	\$1,052	\$1,102	\$75	\$200	\$175	N/A	N/A	\$112	\$163	\$61	\$102	\$80	
SNX 54	\$1,127	\$1,183	\$1,239	\$84	\$225	\$197	N/A	N/A	N/A	\$163	\$61	\$102	\$80	
SNX 60	\$1,264	\$1,328	\$1,391	\$95	\$253	\$221	N/A	N/A	N/A	\$163	\$61	\$102	\$80	
<b>RECTANGLE (REC)</b>														
SN1 18x48	\$625	\$656	\$688	\$47	\$125	\$109	\$389	N/A	N/A	\$163	\$61	\$135	\$133	
SN1 18x60	\$683	\$717	\$751	\$51	\$137	\$120	\$389	\$424	N/A	\$163	\$61	\$135	\$133	
SN1 18x72	\$741	\$778	\$815	\$56	\$148	\$130	\$389	\$424	N/A	\$163	\$61	\$135	\$133	
SN1 18x84	\$799	\$839	\$879	\$60	\$160	\$140	\$389	\$424	N/A	\$163	\$61	\$135	\$133	
SN1 18x96	\$857	\$900	\$943	\$64	\$171	\$150	\$389	\$424	N/A	\$163	\$61	\$135	\$133	
SN1 24x30	\$587	\$616	\$646	\$44	\$117	\$103	\$389	N/A	N/A	\$163	\$61	\$135	\$133	
SN1 24x36	\$623	\$654	\$685	\$47	\$125	\$109	\$389	N/A	N/A	\$163	\$61	\$135	\$133	
SN1 24x42	\$659	\$692	\$725	\$49	\$132	\$115	\$389	N/A	N/A	\$163	\$61	\$135	\$133	
SN1 24x48	\$695	\$730	\$764	\$52	\$139	\$122	\$389	N/A	N/A	\$163	\$61	\$135	\$133	
SN1 24x60	\$767	\$805	\$844	\$58	\$153	\$134	\$389	\$424	N/A	\$163	\$61	\$135	\$133	
SN1 24x72	\$839	\$881	\$923	\$63	\$168	\$147	\$389	\$424	N/A	\$163	\$61	\$135	\$133	
SN1 24x84	\$911	\$956	\$1,002	\$68	\$182	\$159	\$389	\$424	N/A	\$163	\$61	\$135	\$133	
SN1 24x96	\$983	\$1,032	\$1,081	\$74	\$197	\$172	\$389	\$424	N/A	\$163	\$61	\$135	\$133	
SN1 24x120 (1 piece)	\$1,247	\$1,309	\$1,372	\$94	\$249	N/A	N/A	N/A	N/A	\$244	\$91	\$135	\$133	
SN1 24x144 (1 piece)	\$1,391	\$1,460	\$1,530	\$104	\$278	N/A	N/A	N/A	N/A	\$244	\$91	\$135	\$133	
SN1 30x36	\$757	\$794	\$832	\$57	\$151	\$132	\$389	N/A	N/A	\$163	\$61	\$135	\$133	
SN1 30x42	\$800	\$839	\$879	\$60	\$160	\$140	\$389	N/A	N/A	\$163	\$61	\$135	\$133	
SN1 30x48	\$842	\$885	\$927	\$63	\$168	\$147	\$389	N/A	N/A	\$163	\$61	\$135	\$133	
SN1 30x60	\$928	\$975	\$1,021	\$70	\$186	\$162	\$389	\$424	N/A	\$163	\$61	\$135	\$133	
SN1 30x72	\$938	\$984	\$1,031	\$70	\$188	\$164	\$389	\$424	N/A	\$163	\$61	\$135	\$133	
SN1 30x84	\$1,100	\$1,155	\$1,210	\$83	\$220	\$193	\$389	\$424	N/A	\$163	\$61	\$135	\$133	
SN1 30x96	\$1,186	\$1,245	\$1,305	\$89	\$237	\$208	\$389	\$424	N/A	\$163	\$61	\$135	\$133	
SN1 30x120 (1 piece)	\$1,520	\$1,596	\$1,672	\$114	\$304	N/A	N/A	N/A	N/A	\$244	\$91	\$135	\$133	
SN1 30x144 (1 piece)	\$1,692	\$1,776	\$1,861	\$127	\$338	N/A	N/A	N/A	N/A	\$244	\$91	\$135	\$133	
SN1 36x42	\$856	\$899	\$942	\$64	\$171	\$150	\$389	N/A	N/A	\$163	\$61	\$135	\$133	
SN1 36x48	\$906	\$952	\$997	\$68	\$181	\$159	\$389	N/A	N/A	\$163	\$61	\$135	\$133	
SN1 36x60	\$1,006	\$1,056	\$1,107	\$75	\$201	\$176	\$389	\$424	N/A	\$163	\$61	\$135	\$133	
SN1 36x72	\$1,106	\$1,161	\$1,217	\$83	\$221	\$194	\$389	\$424	N/A	\$163	\$61	\$135	\$133	
SN1 36x84	\$1,206	\$1,266	\$1,326	\$90	\$241	\$211	\$389	\$424	N/A	\$163	\$61	\$135	\$133	

**SENSE TABLES - (LAMINATE - PVC EDGE)**

Limited Base Finish Options - Textured Only



	Edge Choices: PVC & T-Mold				Laminate Upgrades		Light	OPTIONS						
	 T-15  L-21  P-14  PK-2  P-10 (self)  P-12  L-15	 PK-4  L-23	Laminate Upgrade I	Laminate Upgrade II	Light Weight (PVC only - 1" top)	NESTING	FOLDING	FLIP TOP	DELUXE CASTERS (BLK)	EQUALIZER GLIDES	UPGRADE FINISH (5 TABLES MIN.)	SPECIAL HEIGHT		
			ADD	ADD	ADD								ADD	ADD
SN1 36x96	\$1,306	\$1,371	\$1,436	\$98	\$261	\$228	\$389	\$424	N/A	\$163	\$61	\$135	\$133	
SN1 36x120 (1 piece)	\$1,668	\$1,751	\$1,834	\$125	\$334	N/A	N/A	N/A	N/A	\$244	\$91	\$135	\$133	
SN1 36x144 (1 piece)	\$1,867	\$1,961	\$2,054	\$140	\$373	N/A	N/A	N/A	N/A	\$244	\$91	\$135	\$133	
<b>RACETRACK (RAC)</b>														
SN1 36x72	\$1,195	\$1,255	\$1,315	\$90	\$239	\$209	\$389	\$313	N/A	\$163	\$61	\$135	\$133	
SN1 36x84	\$1,295	\$1,360	\$1,425	\$97	\$259	\$227	\$389	\$313	N/A	\$163	\$61	\$135	\$133	
SN1 36x96	\$1,395	\$1,465	\$1,535	\$105	\$279	\$244	\$389	\$313	N/A	\$163	\$61	\$135	\$133	
<b>OVAL (OVL)</b>														
SN1 36x60	\$1,096	\$1,150	\$1,205	\$82	\$219	\$192	\$389	N/A	N/A	\$163	\$61	\$135	\$133	
SN1 36x72	\$1,195	\$1,255	\$1,315	\$90	\$239	\$209	\$389	\$313	N/A	\$163	\$61	\$135	\$133	
SN1 36x84	\$1,295	\$1,360	\$1,425	\$97	\$259	\$227	\$389	\$313	N/A	\$163	\$61	\$135	\$133	
SN1 36x96	\$1,395	\$1,465	\$1,535	\$105	\$279	\$244	\$389	\$313	N/A	\$163	\$61	\$135	\$133	
<b>TRAPEZOID (TRP)</b>														
SN1 24x24x48	\$778	\$817	\$856	\$58	\$156	\$136	\$389	N/A	N/A	\$163	\$61	\$135	\$133	
SN1 24x36x60	\$1,006	\$1,056	\$1,106	\$75	\$201	\$176	\$389	N/A	N/A	\$163	\$61	\$135	\$133	
SN1 30x30x60	\$934	\$981	\$1,028	\$70	\$187	\$163	\$389	N/A	N/A	\$163	\$61	\$135	\$133	
SN1 30x42x72	\$1,204	\$1,264	\$1,324	\$90	\$241	\$211	\$389	N/A	N/A	\$163	\$61	\$135	\$133	
SN1 36x36x72	\$1,195	\$1,255	\$1,315	\$90	\$239	\$209	\$389	N/A	N/A	\$163	\$61	\$135	\$133	
<b>HALF ROUND (HRD)</b>														
SN1 24x48	\$720	\$756	\$792	\$54	\$144	\$126	\$389	N/A	N/A	\$163	\$61	\$135	\$133	
SN1 30x60	\$872	\$916	\$959	\$65	\$174	\$153	\$389	N/A	N/A	\$163	\$61	\$135	\$133	
SN1 36x72	\$1,130	\$1,186	\$1,243	\$85	\$226	\$198	\$389	N/A	N/A	\$163	\$61	\$135	\$133	
<b>QUARTER ROUND (QRD)</b>														
SN1 24x24	\$590	\$619	\$649	\$44	\$118	\$103	N/A	N/A	N/A	\$163	\$61	\$135	\$133	
SN1 30x30	\$675	\$708	\$742	\$51	\$135	\$118	N/A	N/A	N/A	\$163	\$61	\$135	\$133	
SN1 36x36	\$851	\$894	\$936	\$64	\$170	\$149	N/A	N/A	N/A	\$163	\$61	\$135	\$133	
<b>CRESCENT (CRT)</b>														
SN1 24x24x48	\$784	\$824	\$863	\$59	\$157	\$137	\$389	N/A	N/A	\$163	\$61	\$135	\$133	
SN1 30x30x60	\$1,018	\$1,069	\$1,119	\$76	\$204	\$178	\$389	N/A	N/A	\$163	\$61	\$135	\$133	
SN1 36x36x72	\$1,195	\$1,255	\$1,315	\$90	\$239	\$209	\$389	N/A	N/A	\$163	\$61	\$135	\$133	

**SENSE TABLES - (LAMINATE - WOOD EDGE)**

Limited Base Finish Options - Textured Only










		Edge Choice: Wood (Red Oak & Maple)			Wood Upgrade	OPTIONS							
		W-12	W-23	W-19	Upgrade: Walnut / Mahogany / Cherry	NESTING	FOLDING	FLIP TOP	DELUXE CASTERS (BLK)	EQUALIZER GLIDES	UPGRADE FINISH (5 TABLES MIN)	SPECIAL HEIGHT	
						ADD	ADD	ADD	ADD	ADD	ADD	ADD	
<b>SQUARE (SQR)</b>													
SNX	24x24	\$807	\$941	\$1,076	15%	N/A	N/A	\$112	\$163	\$61	\$102	\$80	
SNX	30x30	\$927	\$1,081	\$1,235	15%	N/A	N/A	\$112	\$163	\$61	\$102	\$80	
SNX	36x36	\$1,063	\$1,240	\$1,417	15%	N/A	N/A	\$112	\$163	\$61	\$102	\$80	
SNX	42x42	\$1,633	\$1,960	\$2,177	15%	N/A	N/A	\$112	\$163	\$61	\$102	\$80	
SNX	48x48	\$1,848	\$2,218	\$2,464	15%	N/A	N/A	N/A	\$163	\$61	\$102	\$80	
<b>ROUND (RND)</b>													
SNX	24	\$851	\$993	\$1,134	15%	N/A	N/A	\$112	\$163	\$61	\$102	\$80	
SNX	30	\$966	\$1,127	\$1,287	15%	N/A	N/A	\$112	\$163	\$61	\$102	\$80	
SNX	36	\$1,097	\$1,280	\$1,463	15%	N/A	N/A	\$112	\$163	\$61	\$102	\$80	
SNX	42	\$1,555	\$1,866	\$2,074	15%	N/A	N/A	\$112	\$163	\$61	\$102	\$80	
SNX	48	\$1,878	\$2,254	\$2,505	15%	N/A	N/A	\$112	\$163	\$61	\$102	\$80	
SNX	54	\$2,112	\$2,535	\$2,816	15%	N/A	N/A	N/A	\$163	\$61	\$102	\$80	
SNX	60	\$2,371	\$2,845	\$3,161	15%	N/A	N/A	N/A	\$163	\$61	\$102	\$80	
<b>RECTANGLE (REC)</b>													
SN1	18x48	\$938	\$1,094	\$1,250	15%	\$389	N/A	N/A	\$163	\$61	\$135	\$133	
SN1	18x60	\$1,024	\$1,195	\$1,366	15%	\$389	\$424	N/A	\$163	\$61	\$135	\$133	
SN1	18x72	\$1,111	\$1,297	\$1,482	15%	\$389	\$424	N/A	\$163	\$61	\$135	\$133	
SN1	18x84	\$1,285	\$1,499	\$1,714	15%	\$389	\$424	N/A	\$163	\$61	\$135	\$133	
SN1	18x96	\$1,285	\$1,499	\$1,714	15%	\$389	\$424	N/A	\$163	\$61	\$135	\$133	
SN1	24x30	\$881	\$1,027	\$1,174	15%	\$389	N/A	N/A	\$163	\$61	\$135	\$133	
SN1	24x36	\$935	\$1,090	\$1,246	15%	\$389	N/A	N/A	\$163	\$61	\$135	\$133	
SN1	24x42	\$989	\$1,153	\$1,318	15%	\$389	N/A	N/A	\$163	\$61	\$135	\$133	
SN1	24x48	\$1,042	\$1,216	\$1,390	15%	\$389	N/A	N/A	\$163	\$61	\$135	\$133	
SN1	24x60	\$1,150	\$1,342	\$1,534	15%	\$389	\$424	N/A	\$163	\$61	\$135	\$133	
SN1	24x72	\$1,258	\$1,468	\$1,678	15%	\$389	\$424	N/A	\$163	\$61	\$135	\$133	
SN1	24x84	\$1,474	\$1,720	\$1,965	15%	\$389	\$424	N/A	\$163	\$61	\$135	\$133	
SN1	24x96	\$1,474	\$1,720	\$1,965	15%	\$389	\$424	N/A	\$163	\$61	\$135	\$133	
SN1	24x120 (1 piece)	\$1,548	\$1,806	\$2,064	CF	N/A	N/A	N/A	\$244	\$91	\$135	\$133	
SN1	24x144 (1 piece)	\$1,625	\$1,896	\$2,167	CF	N/A	N/A	N/A	\$244	\$91	\$135	\$133	
SN1	30x36	\$1,135	\$1,324	\$1,513	15%	\$389	N/A	N/A	\$163	\$61	\$135	\$133	
SN1	30x42	\$1,199	\$1,399	\$1,599	15%	\$389	N/A	N/A	\$163	\$61	\$135	\$133	
SN1	30x48	\$1,264	\$1,474	\$1,685	15%	\$389	N/A	N/A	\$163	\$61	\$135	\$133	
SN1	30x60	\$1,392	\$1,625	\$1,857	15%	\$389	\$424	N/A	\$163	\$61	\$135	\$133	
SN1	30x72	\$1,406	\$1,641	\$1,875	15%	\$389	\$424	N/A	\$163	\$61	\$135	\$133	
SN1	30x84	\$1,779	\$2,075	\$2,372	15%	\$389	\$424	N/A	\$163	\$61	\$135	\$133	
SN1	30x96	\$1,779	\$2,075	\$2,372	15%	\$389	\$424	N/A	\$163	\$61	\$135	\$133	
SN1	30x120 (1 piece)	\$1,868	\$2,179	\$2,490	CF	N/A	N/A	N/A	\$244	\$91	\$135	\$133	
SN1	30x144 (1 piece)	\$1,961	\$2,288	\$2,615	CF	N/A	N/A	N/A	\$244	\$91	\$135	\$133	
SN1	36x42	\$1,285	\$1,499	\$1,713	15%	\$389	N/A	N/A	\$163	\$61	\$135	\$133	
SN1	36x48	\$1,359	\$1,586	\$1,813	15%	\$389	N/A	N/A	\$163	\$61	\$135	\$133	
SN1	36x60	\$1,509	\$1,761	\$2,012	15%	\$389	\$424	N/A	\$163	\$61	\$135	\$133	
SN1	36x72	\$1,659	\$1,935	\$2,212	15%	\$389	\$424	N/A	\$163	\$61	\$135	\$133	
SN1	36x84	\$1,958	\$2,285	\$2,611	15%	\$389	\$424	N/A	\$163	\$61	\$135	\$133	

**SENSE TABLES - (LAMINATE - WOOD EDGE)**

*Limited Base Finish Options - Textured Only*



	Edge Choice: Wood (Red Oak & Maple)			Wood Upgrade	OPTIONS							
				Upgrade: Walnut / Mahogany / Cherry	NESTING	FOLDING	FLIP TOP	DELUXE CASTERS (BLK)	EQUALIZER GLIDES	UPGRADE FINISH (5 TABLES MIN.)	SPECIAL HEIGHT	
												
SN1 36x96	\$1,958	\$2,285	\$2,611	15%	\$389	\$424	N/A	\$163	\$61	\$135	\$133	
SN1 36x120 (1 piece)	\$2,501	\$2,918	\$3,335	15%	N/A	N/A	N/A	\$244	\$91	\$135	\$133	
SN1 36x144 (1 piece)	N/A	N/A	N/A	N/A	N/A	N/A	N/A	\$244	\$91	\$135	\$133	
<b>RACETRACK (RAC)</b>												
SN1 36x72	\$1,793	\$2,092	\$2,391	15%	\$389	\$313	N/A	\$163	\$61	\$135	\$133	
SN1 36x84	\$2,093	\$2,441	\$2,790	15%	\$389	\$313	N/A	\$163	\$61	\$135	\$133	
SN1 36x96	\$2,093	\$2,441	\$2,790	15%	\$389	\$313	N/A	\$163	\$61	\$135	\$133	
<b>OVAL (OVL)</b>												
SN1 36x60	\$1,793	\$2,092	\$2,391	15%	\$389	N/A	N/A	\$163	\$61	\$135	\$133	
SN1 36x72	\$1,793	\$2,092	\$2,391	15%	\$389	\$313	N/A	\$163	\$61	\$135	\$133	
SN1 36x84	\$2,093	\$2,441	\$2,790	15%	\$389	\$313	N/A	\$163	\$61	\$135	\$133	
SN1 36x96	\$2,093	\$2,441	\$2,790	15%	\$389	\$313	N/A	\$163	\$61	\$135	\$133	
<b>TRAPEZOID (TRP)</b>												
SN1 24x24x48	\$1,274	\$1,490	\$1,694	15%	\$389	N/A	N/A	\$163	\$61	\$135	\$133	
SN1 24x30x60	\$1,646	\$1,926	\$2,189	15%	\$389	N/A	N/A	\$163	\$61	\$135	\$133	
SN1 30x30x60	\$1,529	\$1,789	\$2,033	15%	\$389	N/A	N/A	\$163	\$61	\$135	\$133	
SN1 30x42x72	\$1,970	\$2,305	\$2,620	15%	\$389	N/A	N/A	\$163	\$61	\$135	\$133	
SN1 36x36x72	\$1,956	\$2,289	\$2,602	15%	\$389	N/A	N/A	\$163	\$61	\$135	\$133	
<b>HALF ROUND (HRD)</b>												
SN1 24x48	\$1,178	\$1,378	\$1,567	15%	\$389	N/A	N/A	\$163	\$61	\$135	\$133	
SN1 30x60	\$1,427	\$1,670	\$1,898	15%	\$389	N/A	N/A	\$163	\$61	\$135	\$133	
SN1 36x72	\$1,849	\$2,164	\$2,460	15%	\$389	N/A	N/A	\$163	\$61	\$135	\$133	
<b>QUARTER ROUND (QRD)</b>												
SN1 24x24	\$965	\$1,129	\$1,284	15%	N/A	N/A	N/A	\$163	\$61	\$135	\$133	
SN1 30x30	\$1,104	\$1,292	\$1,469	15%	N/A	N/A	N/A	\$163	\$61	\$135	\$133	
SN1 36x36	\$1,393	\$1,630	\$1,853	15%	N/A	N/A	N/A	\$163	\$61	\$135	\$133	
<b>CRESCENT (CRT)</b>												
SN1 24x24x48	\$1,284	\$1,502	\$1,707	15%	\$389	N/A	N/A	\$163	\$61	\$135	\$133	
SN1 30x30x60	\$1,666	\$1,949	\$2,215	15%	\$389	N/A	N/A	\$163	\$61	\$135	\$133	
SN1 36x36x72	\$1,956	\$2,289	\$2,602	15%	\$389	N/A	N/A	\$163	\$61	\$135	\$133	