

DISCUS



DISCUS

The classic flat Discus base provides a non-intrusive place for the eye (and foot) to rest. Perfect for dining facilities or meeting rooms, Discus adds a timeless, elegant look to your space. Although Discus tables have 6 adjustable glides, we do not recommend placing Discus tables together.

Pedestal Specifications:

Finishes: Available in 40+ standard powder coat finishes. Chrome plated finishes are offered at an additional charge. Our unique mechanical construction enables a flawless seam when mixing column finishes with any base finish. Custom finishes available. Please contact Customer Service for quotation.

Glides and Casters: All Discus bases come with 6 adjustable 1" diameter stainless steel glides. CASTERS NOT AVAILABLE.

Pedestal Specifications


Flat-shaped base features 18 gauge spun steel with a specially designed weight for maximum stability. 3" and 4" columns are 16 gauge. All columns are welded flash controlled steel tubing square cut to insure levelness. Cast iron spiders are machined for column recess and bolted with 1/2"-13 steel threaded rod.

Discus Table Options

There are several options available on Discus including:

- Flip Top
- Center Mount Electrical Column
- Floor Access Electrical Column
- Special Height

DISCUS BASE SPECIFICATIONS

	<u>Smart Code</u>	<u>Base Size</u>	<u>Column Diameter</u>	<u>Top Capacity</u>
	DSX-18X	18"	3"	24" SQ & RND
	DSX-22X	22"	3"	30" SQ & 36" RND
	DSX-28X	28"	4"	42" SQ & 60" RND

DISCUS TABLES - (LAMINATE - PVC EDGE)



Edge Choice: PVC & T-Mold				Laminate Upgrades		Light Weight	OPTIONS					
						Light Weight (PVC only - 1" top)						
				ADD	ADD		ADD	ADD	ADD	ADD	ADD	ADD
SQUARE (SQR)												
DSX 24x24	\$963	\$1,011	\$1,059	\$72	\$193	\$168	\$120	\$143	\$290	\$362	\$579	\$86
DSX 30x30	\$1,126	\$1,182	\$1,238	\$84	\$225	\$197	\$120	\$143	\$290	\$362	\$579	\$86
DSX 36x36	\$1,445	\$1,517	\$1,589	\$108	\$289	\$253	\$120	\$143	\$290	\$362	\$579	\$86
DSX 42x42	\$1,559	\$1,637	\$1,715	\$117	\$312	\$273	\$120	\$143	\$290	\$362	\$579	\$86
DSX 48x48	\$1,684	\$1,768	\$1,852	\$126	\$337	\$295	N/A	\$143	\$290	N/A	\$579	\$86
ROUND (RND)												
DSX 24	\$996	\$1,045	\$1,095	\$75	\$199	\$174	\$120	\$143	\$290	\$362	\$579	\$86
DSX 30	\$1,155	\$1,213	\$1,270	\$87	\$231	\$202	\$120	\$143	\$290	\$362	\$579	\$86
DSX 36	\$1,251	\$1,313	\$1,376	\$94	\$250	\$219	\$120	\$143	\$290	\$362	\$579	\$86
DSX 42	\$1,581	\$1,660	\$1,739	\$119	\$316	\$277	\$120	\$143	\$290	\$362	\$579	\$86
DSX 48	\$1,707	\$1,792	\$1,877	\$128	\$341	\$299	\$120	\$143	\$290	\$362	\$579	\$86
DSX 54	\$1,847	\$1,939	\$2,032	\$139	\$369	\$323	N/A	\$143	\$290	N/A	N/A	\$86
DSX 60	\$2,032	\$2,133	\$2,235	\$152	\$406	\$356	N/A	\$143	\$290	N/A	N/A	\$86
RECTANGLE (REC)												
DSX2 24x60 (2 bases)	\$1,824	\$1,916	\$2,007	\$137	\$365	\$319	N/A	\$287	\$580	N/A	N/A	\$172
DSX2 24x72 (2 bases)	\$1,901	\$1,996	\$2,091	\$143	\$380	\$333	N/A	\$287	\$580	N/A	N/A	\$172
DSX2 30x60 (2 bases)	\$2,065	\$2,168	\$2,271	\$155	\$413	\$361	N/A	\$287	\$580	N/A	N/A	\$172
DSX2 30x72 (2 bases)	\$2,075	\$2,178	\$2,282	\$156	\$415	\$363	N/A	\$287	\$580	N/A	N/A	\$172
DSX2 36x48 (2 bases)	\$2,481	\$2,605	\$2,729	\$186	\$496	\$434	N/A	\$287	\$580	N/A	N/A	\$172
DSX2 36x60 (2 bases)	\$2,588	\$2,717	\$2,846	\$194	\$518	\$453	N/A	\$287	\$580	N/A	N/A	\$172
DSX2 36x72 (2 bases)	\$2,694	\$2,829	\$2,964	\$202	\$539	\$472	N/A	\$287	\$580	N/A	N/A	\$172








DISCUS TABLES - (LAMINATE - WOOD EDGE)



		Edge Choice: Wood (Red Oak & Maple)			Wood Upgrade	OPTIONS					
		W-12	W-23	W-19	Upgrade: Walnut / Mahogany / Cherry	FLIP-TOP	POWDERCOAT UPGRADE	CHROME	CENTER MOUNT ELEC. COLUMN	FLOOR ACCESS ELEC. COLUMN	SPECIAL HEIGHT
			W-18	W-17							
			W-16	W-32							
SQUARE (SQR)											
DSX	24x24	\$1,444	\$1,685	\$1,925	15%	\$120	\$143	\$290	\$362	\$579	\$86
DSX	30x30	\$1,689	\$1,970	\$2,251	15%	\$120	\$143	\$290	\$362	\$579	\$86
DSX	36x36	\$2,167	\$2,528	\$2,890	15%	\$120	\$143	\$290	\$362	\$579	\$86
DSX	42x42	\$2,923	\$3,508	\$3,898	15%	\$120	\$143	\$290	\$362	\$579	\$86
DSX	48x48	\$3,508	\$4,210	\$4,677	15%	N/A	\$143	\$290	N/A	\$579	\$86
ROUND (RND)											
DSX	24	\$1,493	\$1,742	\$1,991	15%	\$120	\$143	\$290	\$362	\$579	\$86
DSX	30	\$1,732	\$2,021	\$2,310	15%	\$120	\$143	\$290	\$362	\$579	\$86
DSX	36	\$1,876	\$2,189	\$2,501	15%	\$120	\$143	\$290	\$362	\$579	\$86
DSX	42	\$2,964	\$3,557	\$3,952	15%	\$120	\$143	\$290	\$362	\$579	\$86
DSX	48	\$3,200	\$3,840	\$4,266	15%	\$120	\$143	\$290	\$362	\$579	\$86
DSX	54	\$3,463	\$4,156	\$4,617	15%	N/A	\$143	\$290	N/A	N/A	\$86
DSX	60	\$3,809	\$4,571	\$5,079	15%	N/A	\$143	\$290	N/A	N/A	\$86
RECTANGLE (REC)											
DSX2	24x60 (2 bases)	\$2,387	\$2,793	\$3,222	15%	N/A	\$287	\$580	N/A	N/A	\$172
DSX2	24x72 (2 bases)	\$2,541	\$2,973	\$3,430	15%	N/A	\$287	\$580	N/A	N/A	\$172
DSX2	30x60 (2 bases)	\$2,711	\$3,172	\$3,660	15%	N/A	\$287	\$580	N/A	N/A	\$172
DSX2	30x72 (2 bases)	\$2,731	\$3,195	\$3,686	15%	N/A	\$287	\$580	N/A	N/A	\$172
DSX2	36x48 (2 bases)	\$3,103	\$3,631	\$4,189	15%	N/A	\$287	\$580	N/A	N/A	\$172
DSX2	36x60 (2 bases)	\$3,317	\$3,881	\$4,478	15%	N/A	\$287	\$580	N/A	N/A	\$172
DSX2	36x72 (2 bases)	\$3,530	\$4,131	\$4,766	15%	N/A	\$287	\$580	N/A	N/A	\$172

DISCUS TABLES - (VENEER)



	Edge Choice: Wood (Red Oak & Maple)			Wood Upgrade	OPTIONS						
	V-12	V-23	V-19	Upgrade: Walnut / Mahogany / Cherry	FLIP-TOP	POWDERCOAT UPGRADE	CHROME	CENTER MOUNT ELEC. COLUMN	FLOOR ACCESS ELEC. COLUMN	SPECIAL HEIGHT	
											
		V-18	V-17								
											
		V-16	V-32								
											
					ADD	ADD	ADD	ADD	ADD	ADD	
SQUARE (SQR)											
DSX 24x24	\$1,489	\$1,638	\$1,713	15%	\$120	\$143	\$290	\$362	\$579	\$86	
DSX 30x30	\$1,978	\$2,176	\$2,275	15%	\$120	\$143	\$290	\$362	\$579	\$86	
DSX 36x36	\$2,730	\$3,003	\$3,140	15%	\$120	\$143	\$290	\$362	\$579	\$86	
DSX 42x42	\$3,312	\$3,644	\$3,809	15%	\$120	\$143	\$290	\$362	\$579	\$86	
DSX 48x48	\$3,975	\$4,372	\$4,571	15%	N/A	\$143	\$290	N/A	\$579	\$86	
ROUND (RND)											
DSX 24	\$1,621	\$1,783	\$1,864	15%	\$120	\$143	\$290	\$362	\$579	\$86	
DSX 30	\$2,194	\$2,414	\$2,523	15%	\$120	\$143	\$290	\$362	\$579	\$86	
DSX 36	\$2,786	\$3,064	\$3,204	15%	\$120	\$143	\$290	\$362	\$579	\$86	
DSX 42	\$3,754	\$4,129	\$4,317	15%	\$120	\$143	\$290	\$362	\$579	\$86	
DSX 48	\$4,561	\$5,017	\$5,245	15%	\$120	\$143	\$290	\$362	\$579	\$86	
DSX 54	\$5,481	\$6,030	\$6,304	15%	N/A	\$143	\$290	N/A	N/A	\$86	
DSX 60	\$6,578	\$7,235	\$7,564	15%	N/A	\$143	\$290	N/A	N/A	\$86	
RECTANGLE (REC)											
DSX2 24x60 (2 bases)	\$2,780	\$3,058	\$3,197	15%	N/A	\$287	\$580	N/A	N/A	\$172	
DSX2 24x72 (2 bases)	\$3,085	\$3,393	\$3,548	15%	N/A	\$287	\$580	N/A	N/A	\$172	
DSX2 30x60 (2 bases)	\$3,289	\$3,618	\$3,782	15%	N/A	\$287	\$580	N/A	N/A	\$172	
DSX2 30x72 (2 bases)	\$3,665	\$4,031	\$4,214	15%	N/A	\$287	\$580	N/A	N/A	\$172	
DSX2 36x48 (2 bases)	\$3,658	\$4,024	\$4,207	15%	N/A	\$287	\$580	N/A	N/A	\$172	
DSX2 36x60 (2 bases)	\$4,104	\$4,515	\$4,720	15%	N/A	\$287	\$580	N/A	N/A	\$172	
DSX2 36x72 (2 bases)	\$4,550	\$5,005	\$5,233	15%	N/A	\$287	\$580	N/A	N/A	\$172	