

# TITAN



## TITAN

Titan Tables are manufactured with Berco's goal of quality and value and are ideally suited for use in a myriad of settings including corporate training rooms, cafeterias, educational settings and healthcare environments. Your choice of options make our Titan tables adapt to your specific requirements.

### Table Pedestal Specifications

Finishes: Available in 40+ standard powder coat finishes. Chrome plated finishes are offered at an additional charge. Our unique mechanical construction enables a flawless seam when mixing column finishes with any base finish. Custom finishes available. Please contact Customer Service for quotation.

Glides and Casters: All tables are equipped with 2" diameter glides with brushed stainless steel cover over black plastic foot. The stem is M10 and 15mm long. The glide is suitable for carpet, as well as hard floors. Our high quality twin wheel locking casters are offered as an option.

### Titan Folding Table Leg Specifications

Our patented spring loaded folding mechanism is fully riveted to a steel mounting plate. Vinyl bumpers are integrated into the mechanism allowing for a non-marring, 3-1/2" stacking height. Equipped with a molded release handle and an integral catch holds leg in folded position.


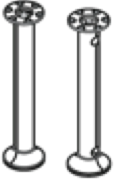
### Titan Table Options

There are several options available on Titan including:

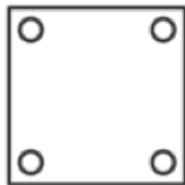
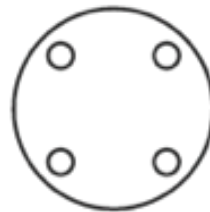
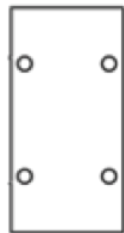
- Folding
- Special Height

# TITAN

## TITAN BASE SPECIFICATIONS

<u>Pedestal</u>	<u>Smart Code</u>	<u>Base Size</u>	<u>Column Diameter</u>	<u>Top Capacity</u>
	TS1-2	N/A	2"	<div style="border: 1px solid black; padding: 5px;">                     30" Minimum Width                       Distance Between                      Legs Not To Exceed                      48"                 </div>
	TS1-3	N/A	3"	
	TS1-4	N/A	4"	
<u>Permanent Mount</u>	<u>Smart Code</u>	<u>Base Size</u>	<u>Column Diameter</u>	<u>Top Capacity</u>
	TS1-PMB	N/A	3"	<div style="border: 1px solid black; padding: 5px;">                     Consult Factory                 </div>
	TS1-PMBE	N/A	3"	








## TITAN DESIGN OPTIONS







TITAN TABLES - (LAMINATE - PVC EDGE)											
Edge Choice: PVC & T-Mold				Laminate Upgrades		Light Weight	OPTIONS				
				Laminate Upgrade I	Laminate Upgrade II	Light Weight (PVC only - 1" top)	FOLDING	POWDERCOAT UPGRADE	CHROME	DELUXE CASTERS (BLK)	SPECIAL HEIGHT
				<b>ADD</b>	<b>ADD</b>	<b>ADD</b>	<b>ADD</b>	<b>ADD</b>	<b>ADD</b>	<b>ADD</b>	<b>ADD</b>
<b>SQUARE (SQR)</b>											
TS1 42x42	\$1,434	\$1,505	\$1,577	\$108	\$287	\$251	\$907	\$143	\$362	\$174	\$142
TS1 48x48	\$1,556	\$1,634	\$1,712	\$117	\$311	\$272	\$907	\$143	\$362	\$174	\$142
TS1 60x60	\$1,844	\$1,937	\$2,029	\$138	\$369	N/A	N/A	\$143	\$362	\$174	\$142
<b>ROUND (RND)</b>											
TS1 36	\$1,349	\$1,417	\$1,484	\$101	\$270	\$236	N/A	\$143	\$362	\$174	\$142
TS1 42	\$1,454	\$1,527	\$1,600	\$109	\$291	\$255	N/A	\$143	\$362	\$174	\$142
TS1 48	\$1,574	\$1,652	\$1,731	\$118	\$315	\$275	\$907	\$143	\$362	\$174	\$142
TS1 60 (light weight std. Folding)	\$1,855	\$1,947	\$2,040	\$139	\$371	\$325	\$907	\$143	\$362	\$174	\$142
TS1 72 (light weight std. - 2 piece)	\$3,168	\$3,326	\$3,484	\$238	\$634	Incl.	\$907	\$143	\$362	\$174	\$142
<b>RECTANGLE (REC)</b>											
TS1 30x60	\$1,418	\$1,489	\$1,560	\$106	\$284	\$248	\$907	\$143	\$362	\$174	\$142
TS1 30x72	\$1,428	\$1,499	\$1,570	\$107	\$286	\$250	\$907	\$143	\$362	\$174	\$142
TS1 30x84	\$1,623	\$1,705	\$1,786	\$122	\$325	\$284	\$907	\$143	\$362	\$174	\$142
TS1 30x96	\$1,711	\$1,796	\$1,882	\$128	\$342	\$299	\$907	\$143	\$362	\$174	\$142
TS1 36x60	\$1,528	\$1,604	\$1,681	\$115	\$306	\$267	\$907	\$143	\$362	\$174	\$142
TS1 36x72	\$1,629	\$1,711	\$1,792	\$122	\$326	\$285	\$907	\$143	\$362	\$174	\$142
TS1 36x84	\$1,731	\$1,817	\$1,904	\$130	\$346	\$303	\$907	\$143	\$362	\$174	\$142
TS1 36x96	\$1,832	\$1,924	\$2,016	\$137	\$366	\$321	\$907	\$143	\$362	\$174	\$142
TS1 42x84	\$1,838	\$1,930	\$2,022	\$138	\$368	\$322	\$907	\$143	\$362	\$174	\$142
TS1 42x96	\$1,954	\$2,052	\$2,149	\$147	\$391	\$342	\$907	\$143	\$362	\$174	\$142
TS1 48x84	\$1,946	\$2,043	\$2,140	\$146	\$389	\$341	\$907	\$143	\$362	\$174	\$142
TS1 48x96	\$2,076	\$2,180	\$2,283	\$156	\$415	\$363	\$907	\$143	\$362	\$174	\$142
<b>RACETRACK (RAC)</b>											
TS1 30x60	\$1,540	\$1,617	\$1,694	\$115	\$308	\$269	\$907	\$143	\$362	\$174	\$142
TS1 36x72	\$1,720	\$1,806	\$1,892	\$129	\$344	\$301	\$907	\$143	\$362	\$174	\$142
TS1 36x84	\$1,822	\$1,913	\$2,004	\$137	\$364	\$319	\$907	\$143	\$362	\$174	\$142
TS1 36x96	\$1,923	\$2,019	\$2,116	\$144	\$385	\$337	\$907	\$143	\$362	\$174	\$142
TS1 42x84	\$1,929	\$2,026	\$2,122	\$145	\$386	\$338	\$907	\$143	\$362	\$174	\$142
TS1 42x96	\$2,045	\$2,147	\$2,249	\$153	\$409	\$358	\$907	\$143	\$362	\$174	\$142
TS1 48x96	\$2,167	\$2,275	\$2,383	\$162	\$433	\$379	\$907	\$143	\$362	\$174	\$142
<b>HALF ROUND (HRD)</b>											
TS1 24x48	\$1,119	\$1,175	\$1,231	\$84	\$224	\$196	N/A	\$143	\$362	\$174	\$142
TS1 30x60	\$1,268	\$1,331	\$1,395	\$95	\$254	\$222	N/A	\$143	\$362	\$174	\$142
TS1 36x72	\$1,445	\$1,517	\$1,589	\$108	\$289	\$253	N/A	\$143	\$362	\$174	\$142



<b>TITAN TABLES - (LAMINATE - WOOD EDGE)</b>										
<b>Edge Choice: Wood (Red Oak &amp; Maple)</b>				<b>Wood Upgrad</b>	<b>OPTIONS</b>					
 W-12	 W-23	 W-19	 W-18	 W-17	Upgrade: Walnut / Mahogany / Cherry	FOLDING	POWDERCOAT UPGRADE	CHROME	DELUXE CASTERS (BLK)	SPECIAL HEIGHT
 W-16	 W-32					ADD	ADD	ADD	ADD	ADD
<b>SQUARE (SQR)</b>										
TS1 42x42	\$2,688	\$3,225	\$3,584	15%	\$907	\$143	\$362	\$174	\$142	
TS1 48x48	\$2,918	\$3,502	\$3,891	15%	\$907	\$143	\$362	\$174	\$142	
TS1 60x60	\$3,458	\$4,150	\$4,611	15%	N/A	\$143	\$362	\$174	\$142	
<b>ROUND (RND)</b>										
TS1 36	\$2,024	\$2,361	\$2,699	15%	N/A	\$143	\$362	\$174	\$142	
TS1 42	\$2,727	\$3,272	\$3,636	15%	N/A	\$143	\$362	\$174	\$142	
TS1 48	\$2,951	\$3,541	\$3,934	15%	\$907	\$143	\$362	\$174	\$142	
TS1 60 (light weight std. Folding)	\$3,477	\$4,173	\$4,637	15%	\$907	\$143	\$362	\$174	\$142	
TS1 72 (light weight std. - 2 piece)	\$5,939	\$7,127	\$7,919	15%	\$907	\$143	\$362	\$174	\$142	
<b>RECTANGLE (REC)</b>										
TS1 30x60	\$2,127	\$2,482	\$2,837	15%	\$907	\$143	\$362	\$174	\$142	
TS1 30x72	\$2,141	\$2,498	\$2,855	15%	\$907	\$143	\$362	\$174	\$142	
TS1 30x84	\$2,566	\$2,994	\$3,421	15%	\$907	\$143	\$362	\$174	\$142	
TS1 30x96	\$2,566	\$2,994	\$3,421	15%	\$907	\$143	\$362	\$174	\$142	
TS1 36x60	\$2,292	\$2,674	\$3,056	15%	\$907	\$143	\$362	\$174	\$142	
TS1 36x72	\$2,444	\$2,851	\$3,259	15%	\$907	\$143	\$362	\$174	\$142	
TS1 36x84	\$2,749	\$3,207	\$3,665	15%	\$907	\$143	\$362	\$174	\$142	
TS1 36x96	\$2,749	\$3,207	\$3,665	15%	\$907	\$143	\$362	\$174	\$142	
TS1 42x84	\$3,023	\$3,527	\$4,031	5%	\$907	\$143	\$362	\$174	\$142	
TS1 42x96	\$3,628	\$4,233	\$4,837	15%	\$907	\$143	\$362	\$174	\$142	
TS1 48x84	\$3,628	\$4,233	\$4,837	15%	\$907	\$143	\$362	\$174	\$142	
TS1 48x96	\$3,892	\$4,670	\$5,189	15%	\$907	\$143	\$362	\$174	\$142	
<b>RACETRACK (RAC)</b>										
TS1 30x60	\$2,580	\$3,010	\$3,441	15%	\$907	\$143	\$362	\$174	\$142	
TS1 36x72	\$2,580	\$3,010	\$3,441	15%	\$907	\$143	\$362	\$174	\$142	
TS1 36x84	\$2,885	\$3,366	\$3,846	15%	\$907	\$143	\$362	\$174	\$142	
TS1 36x96	\$2,885	\$3,366	\$3,846	15%	\$907	\$143	\$362	\$174	\$142	
TS1 42x84	\$3,462	\$4,039	\$4,616	15%	\$907	\$143	\$362	\$174	\$142	
TS1 42x96	\$3,462	\$4,039	\$4,616	15%	\$907	\$143	\$362	\$174	\$142	
TS1 48x96	\$4,062	\$4,875	\$5,416	15%	\$907	\$143	\$362	\$174	\$142	
<b>HALF ROUND (HRD)</b>										
TS1 24x48	\$1,876	\$2,195	\$2,495	15%	N/A	\$143	\$362	\$174	\$142	
TS1 30x60	\$2,125	\$2,486	\$2,826	15%	N/A	\$143	\$362	\$174	\$142	
TS1 36x72	\$2,422	\$2,833	\$3,221	15%	N/A	\$143	\$362	\$174	\$142	



<b>TITAN TABLES - (VENEER)</b>									
<b>Edge Choice: Wood (Red Oak &amp; Maple)</b>				<b>Wood Upgrade</b>	<b>OPTIONS</b>				
 V-12	 V-23	 V-19	 V-18	 V-17	Upgrade: Walnut / Mahogany / Cherry	POWDERCOAT UPGRADE	CHROME	DELUXE CASTERS (BLK)	SPECIAL HEIGHT
	 V-16	 V-32			<b>ADD</b>	<b>ADD</b>	<b>ADD</b>	<b>ADD</b>	<b>ADD</b>
<b>SQUARE (SQR)</b>									
TS1 42x42	\$3,252	\$3,577	\$3,740	15%	\$143	\$362	\$174	\$142	
TS1 48x48	\$3,601	\$3,961	\$4,141	15%	\$143	\$362	\$174	\$142	
TS1 60x60	\$4,619	\$5,081	\$5,312	15%	\$143	\$362	\$174	\$142	
<b>ROUND (RND)</b>									
TS1 36	\$2,491	\$2,740	\$2,865	15%	\$143	\$362	\$174	\$142	
TS1 42	\$3,078	\$3,386	\$3,540	15%	\$143	\$362	\$174	\$142	
TS1 48	\$3,751	\$4,126	\$4,314	15%	\$143	\$362	\$174	\$142	
TS1 60 (light weight std. Folding)	\$5,363	\$5,899	\$6,167	15%	\$143	\$362	\$174	\$142	
TS1 72 (light weight std. - 2 piece)	\$7,687	\$8,456	\$8,840	15%	\$143	\$362	\$174	\$142	
<b>RECTANGLE (REC)</b>									
TS1 30x60	\$2,749	\$3,024	\$3,162	15%	\$143	\$362	\$174	\$142	
TS1 30x72	\$3,125	\$3,437	\$3,594	15%	\$143	\$362	\$174	\$142	
TS1 30x84	\$3,876	\$4,264	\$4,458	15%	\$143	\$362	\$174	\$142	
TS1 30x96	\$3,876	\$4,264	\$4,458	15%	\$143	\$362	\$174	\$142	
TS1 36x60	\$3,125	\$3,437	\$3,594	15%	\$143	\$362	\$174	\$142	
TS1 36x72	\$3,571	\$3,928	\$4,107	15%	\$143	\$362	\$174	\$142	
TS1 36x84	\$4,471	\$4,918	\$5,141	15%	\$143	\$362	\$174	\$142	
TS1 36x96	\$4,471	\$4,918	\$5,141	15%	\$143	\$362	\$174	\$142	
TS1 42x84	\$4,918	\$5,410	\$5,656	15%	\$143	\$362	\$174	\$142	
TS1 42x96	\$5,901	\$6,492	\$6,787	15%	\$143	\$362	\$174	\$142	
TS1 48x84	\$5,901	\$6,492	\$6,787	15%	\$143	\$362	\$174	\$142	
TS1 48x96	\$6,197	\$6,816	\$7,126	15%	\$143	\$362	\$174	\$142	
<b>RACETRACK (RAC)</b>									
TS1 30x60	\$4,150	\$4,565	\$4,772	15%	\$143	\$362	\$174	\$142	
TS1 36x72	\$4,150	\$4,565	\$4,772	15%	\$143	\$362	\$174	\$142	
TS1 36x84	\$5,042	\$5,546	\$5,798	15%	\$143	\$362	\$174	\$142	
TS1 36x96	\$5,042	\$5,546	\$5,798	15%	\$143	\$362	\$174	\$142	
TS1 42x84	\$6,050	\$6,655	\$6,958	15%	\$143	\$362	\$174	\$142	
TS1 42x96	\$6,050	\$6,655	\$6,958	15%	\$143	\$362	\$174	\$142	
TS1 48x96	\$6,239	\$6,863	\$7,175	15%	\$143	\$362	\$174	\$142	
<b>HALF ROUND (HRD)</b>									
TS1 24x48	\$1,876	\$2,063	\$2,157	15%	\$143	\$362	\$174	\$142	
TS1 30x60	\$2,125	\$2,337	\$2,444	15%	\$143	\$362	\$174	\$142	
TS1 36x72	\$2,422	\$2,664	\$2,785	15%	\$143	\$362	\$174	\$142	